




Smart Comfort Solutions

HIGH VELOCITY FANS





Direct Drive Drum Fans

Industrial Direct Drive drum fans are great for heavy duty air circulation in light duty commercial applications where an economical solution is needed. They are dependable, running on less power and require less maintenance compared to other motors.

DIRECT DRIVE

INDUSTRIAL BELT DRIVE


Belt Drive Drum Fans

Industrial Belt Drive drum fans were specifically designed for industrial applications where quality, performance, and durability are required. Rugged and reliable, they make less noise and use a lower power load, which gives the fan's motor a longer life




Industrial Direct Drive Drum Fans

- Economical solution for heavy duty air circulation in light duty commercial applications
- For use where sound levels are less of a priority, like garages and agricultural facilities
- Low maintenance permanently lubricated direct drive motor
- Scratch resistant, powder- coated finish for durability
- Two speed switch controls airflow output
- Heavy duty 22 gauge steel drum is reinforced with tubular cross braces for exceptional durability
- 3 aerodynamically balanced blades made from non-corroding aluminum
- Heavy duty steel fan guards
- Wide and stable base, optional swivel base available
- Features a cord wrap for simple cord storage
- Rugged wheels & double handle design for portability
- 9 Ft Grounded three wire conductor cord & plug, 120V



Industrial Belt Drive Drum Fans

- Industrial Belt Drive drum fans were specifically designed for industrial applications where quality, performance, and durability are required
- The high performance motor, belt drive system, and specialized fan blade design combine to maximize airflow and velocity while reducing fan noise
- The easy to roll drum is reinforced with welded cross braces creating a stable motor platform
- Permanently lubricated belt driven motors are quieter and use lower power, extending motor life
- Scratch resistant, powder- coated finish for durability
- Two speed switch controls airflow output
- Rugged 22 gauge steel drum (36" & 42" model)
- 4 aerodynamically balanced blades made from non-corroding aluminum
- Heavy duty steel fan guards
- Wide and stable base
- Features a cord wrap for simple cord storage
- Rugged wheels & double handle design for portability
- 9 Ft Grounded three wire conductor cord & plug, 120V



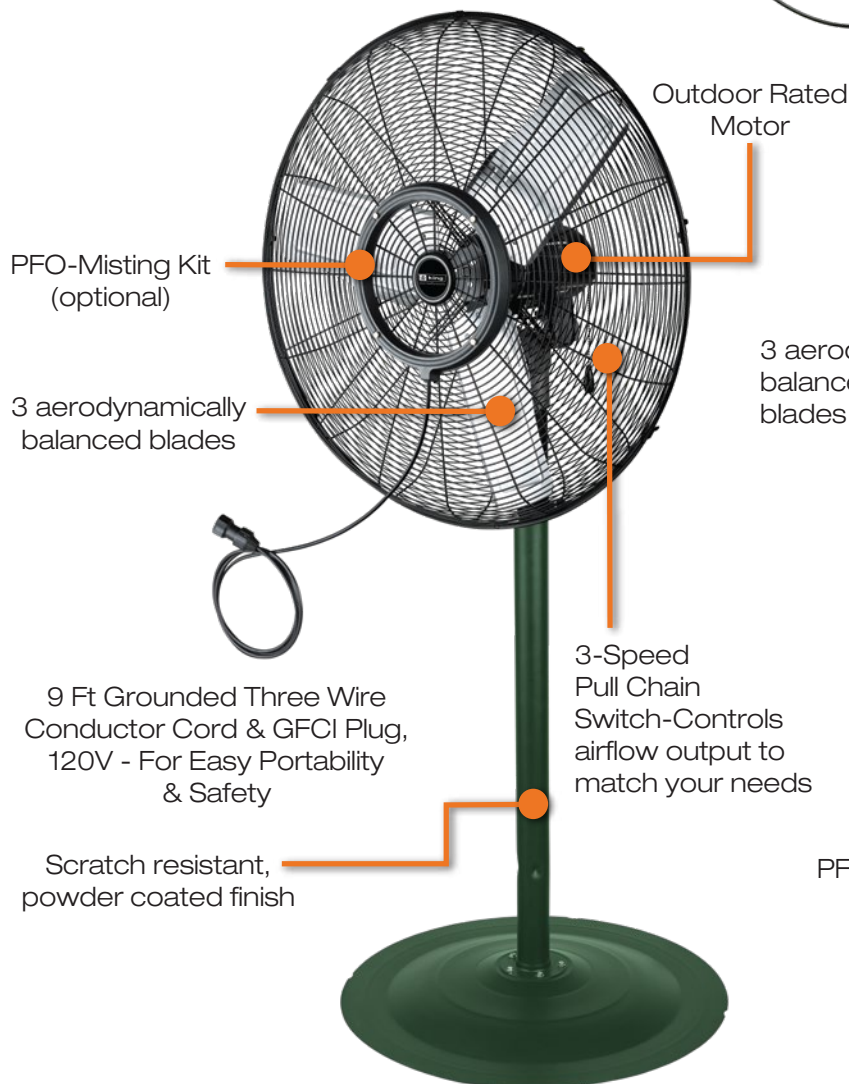
OUTDOOR RATED

Commercial High Velocity Oscillating Air Circulators

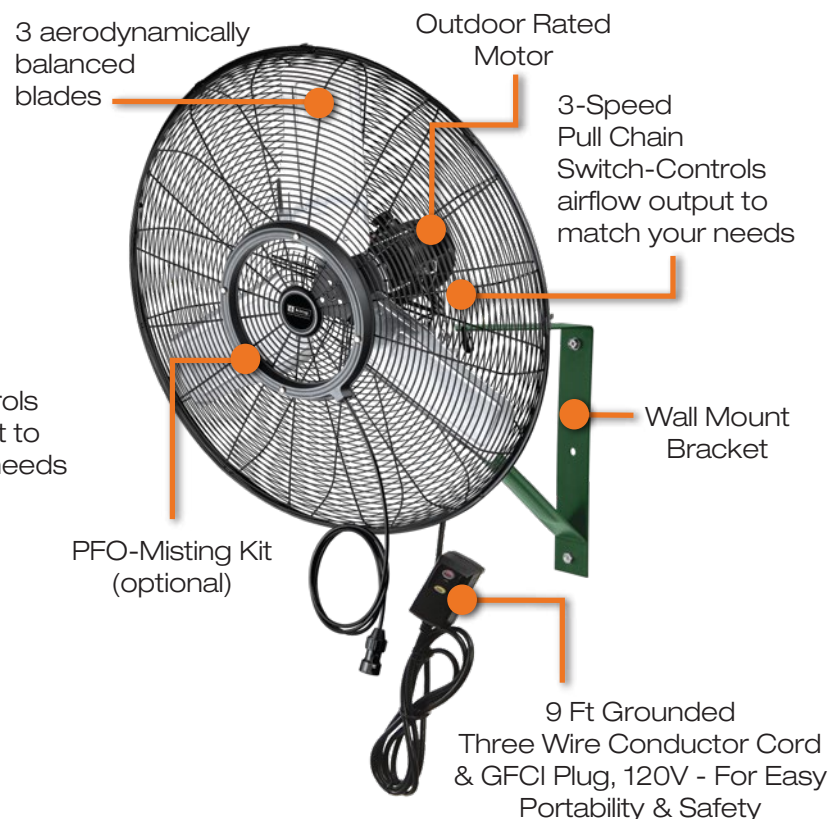
- King Commercial High Velocity Outdoor Rated Oscillating Air Circulators are a powerful commercial-grade solution for cooling workshops, warehouses, factories, gyms and more
- This oscillating fan motion distributes airflow in a 80 degree sweeping motion or from a fixed position.
- The waterproof, totally enclosed direct drive motor is outdoor rated for wet locations.
- The 3-speed pull chain switch, direct drive fan has 3 aerodynamically balanced aluminum blades for even, steady airflow and to provide maximum airflow and motor efficiency
- 24" & 30" Commercial Air Circulator with Pedestal Base. Adjustable height from 57" to 75"
- 3 Aerodynamically Balanced Blades
- Meets OSHA 1910.212(A)(5) Requirements
- Scratch Resistant, Powder- Coated Finish
- 9 Ft, 120V Grounded Cord & Plug

Water Resistant
Fan Cover

PFO-24 / PFO-30



WFO-24 / WFO-30



Industrial High Velocity Direct Drive Drum Fans



king

**24" Industrial
Direct Drive Drum Fan
Swivel**

**30" Industrial
Direct Drive Drum Fan
Swivel**

**36" Industrial
Direct Drive Drum Fan
Swivel**

**48" Industrial
Direct Drive Drum Fan
Fixed**



King Model #s	DFC-24D-S	DFC-30D-S	DFC-36D	DFC-48B
Motor Type	Open Motor	Open Motor	Open Motor	Open Motor
Motor HP	1/5	1/4	1/3	3/4
Fan Diameter (Inch)	24"	30"	36"	48"
Fan Blade (Qty)	3	3	3	4
Fan Blade (Material)	Aluminum	Aluminum	Aluminum	Aluminum
Adjustable Angle	Yes	Yes	No	No
Wheel Size (Diameter)	5" Dia	5" Dia	6" Dia	8" Dia
Air Delivery (CFM)	7300	8800	11280	17800
Watts	275	320	480	980
Amps	2.4	2.9	4.4	8.4
Volts	120V	120V	120V	120V
RPM	1530	1085	1070	490
Switch Type	Rotary Switch	Rotary Switch	Rotary Switch	Rotary Switch
Speeds (Qty)	2	2	2	2
Drive System	Direct Drive	Direct Drive	Direct Drive	Belt Drive
Power Cord (Ft)	9 Ft	9 Ft	9 Ft	9 Ft
Noise Level (DB)	79	77	79	81
Product Dimensions (Inch)	29" x 11.5" x 30"	35.5" x 12.5" x 36.25"	39" x 12" x 39"	50" x 21" x 50.5"
Packaging Dimensions (Inch)	29.5" x 11.5" x 31"	36.25" x 13" x 37.5"	39.5" x 12.5" x 39.5"	50" x 15.25" x 52"
Sheet Metal Gauge (Barrel)	22 Gauge	22 Gauge	22 Gauge	20 Gauge
Plug Type	3 Prong / Grounded	3 Prong / Grounded	3 Prong / Grounded	3 Prong / Grounded
OSHA 1910.212(A)(5) Compliant (1/2" Opening Req.)	Yes	Yes	Yes	Yes





Commercial High Velocity Air Circulators

w/Optional Misting Kit



king

**24" Commercial
Oscillating Air Circulator
Direct Drive**

**30" Commercial
Oscillating Air Circulator
Direct Drive**

**24" Commercial
Wall Mount
Oscillating Air Circulator
Direct Drive**

**30" Commercial
Wall Mount
Oscillating Air Circulator
Direct Drive**

King Model #s	PFO-24	PFO-30	WFO-24	WFO-30	
Motor Type	Enclosed Motor	Enclosed Motor	Enclosed Motor	Enclosed Motor	
Motor HP	1/6	1/6	1/6	1/6	
Fan Diameter (Inch)	24"	30"	24"	30"	
Fan Blade (Qty)	3	3	3	3	
Fan Blade (Material)	Aluminum	Aluminum	Aluminum	Aluminum	
Adjustable Angle	Yes	Yes	Yes	Yes	
Wheel Size (Diameter)	N/A	N/A	N/A	N/A	
Air Delivery (CFM)	7500/6200/4900	8200/6800/5300	7500/6200/4900	8200/6800/5300	
Watts	220	220	220	220	
Amps	2	2	2	2	
Volts	120V	120V	120V	120V	
RPM	1105/1020/990	1070/930/800	1105/1020/990	1070/930/800	
Switch Type	Pull Chain Switch	Pull Chain Switch	Pull Chain Switch	Pull Chain Switch	
Speeds (Qty)	3	3	3	3	
Drive System	Direct Drive	Direct Drive	Direct Drive	Direct Drive	
Power Cord (Ft)	9 Ft	9 Ft	9 Ft	9 Ft	
Noise Level (DB)	70	75	70	75	
Product Dimensions (Inch)	27.5" x 27.08" x 60"-75"	31.5" x 27.08" x 60"-75"	27.5" x 26.37" x 33.85"	31.9" x 22.83" x 31.10"	
Packaging Dimensions (Inch)	32.5" x 7.87" x 44.50"	32.5" x 7.87" x 44.5"	28.35" x 28.35" x 9.85"	32.30" x 32.30" x 9.85"	
Sheet Metal Gauge (Barrel)	N/A	N/A	N/A	N/A	
Plug Type	GFCI Plug	GFCI Plug	GFCI Plug	GFCI Plug	
OSHA 1910.212(A)(5) Compliant (1/2" Opening Req.)	Yes	Yes	Yes	Yes	





Drum Fan Brochure 21084 5-13-21



Smart Comfort Solutions

Since 1958

King Electrical Manufacturing Company
9131 10th Avenue South, Seattle, WA 98108
phone 206.763.0400 fax 206.763.7738
king-electric.com